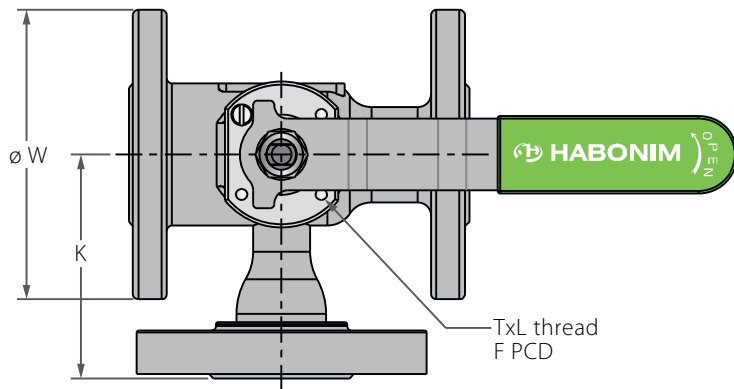
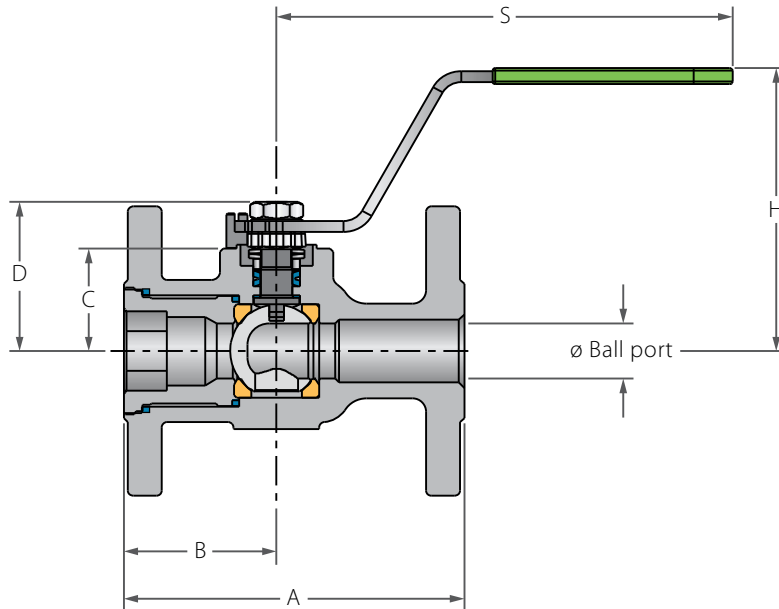
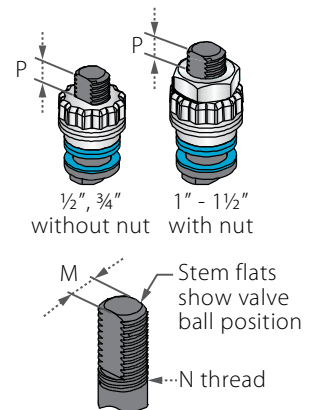


Side Entry Floating Ball Flanged

Valve dimensions



Preparation for actuation

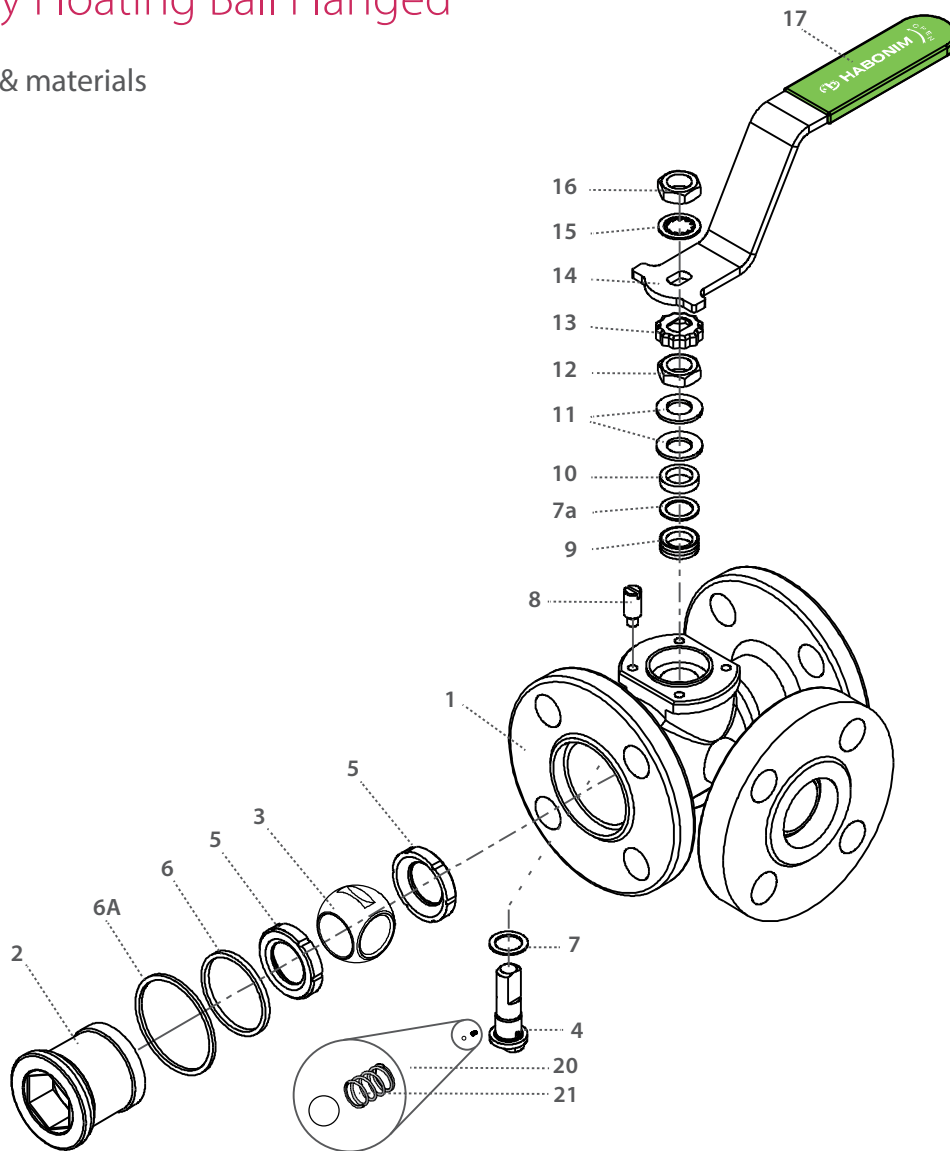


Std. port	Unit	Ball port1	Ball port2	A		B	C	D	H	K	S	W		M	N	P	F	Weight kg/lb		Kv
				150	300							150	300					150	300	
DN15	mm	13.50	11.15	108.00	140.00	46.00	29.00	38.00	92.00	70.00	151.00	88.90	95.25	5.54	3/8	6.65 (F03)	36.00	1.7	2.4	2.8
1/2"	inch	0.53	0.44	4.25	5.50	1.81	1.14	1.50	3.62	2.76	5.94	3.50	3.75	0.22	UNF	0.26	1.42	3.8	5.3	3.3
DN20	mm	17.50	14.30	117.00	152.00	49.00	31.40	40.30	94.00	85.00	151.00	98.55	163.07	5.54	3/8	6.65 (F03)	36.00	2.3	3.3	4
3/4"	inch	0.69	0.56	4.61	6.00	1.93	1.24	1.59	3.70	3.35	5.94	3.88	6.42	0.22	UNF	0.26	1.42	5.1	7.3	5
DN25	mm	23.50	20.60	127.00	165.00	57.00	38.20	55.60	103.50	90.00	170.00	107.95	123.95	7.54	7/16	7.40 (F04)	42.00	3.1	4.6	8
1"	inch	0.93	0.81	5.00	6.50	2.25	1.50	2.19	4.07	3.54	6.69	4.25	4.88	0.30	UNF	0.29	1.65	7.3	10.2	9
DN40	mm	39.00	31.80	165.00	190.00	62.00	43.60	73.10	119.20	110.00	220.50	127.00	155.52	8.71	1/2	8.50 (F05)	50.00	5.5	8.7	40
1 1/2"	inch	1.54	1.25	6.50	7.50	2.44	1.72	2.88	4.70	4.33	8.68	5.00	6.10	0.34	UNF	0.33	1.97	12.2	19.3	46
DN50	mm	48.00	38.20	178.00	216.00	68.00	48.30	77.80	123.90	130.00	220.50	152.40	165.10	8.71	9/16	8.50 (F05)	50.00	8.1	10.8	42
2"	inch	1.89	1.50	7.00	8.50	2.67	1.90	3.06	4.88	5.12	8.68	6.00	6.50	0.34	UNF	0.33	1.97	18	24	49



Side Entry Floating Ball Flanged

Components & materials



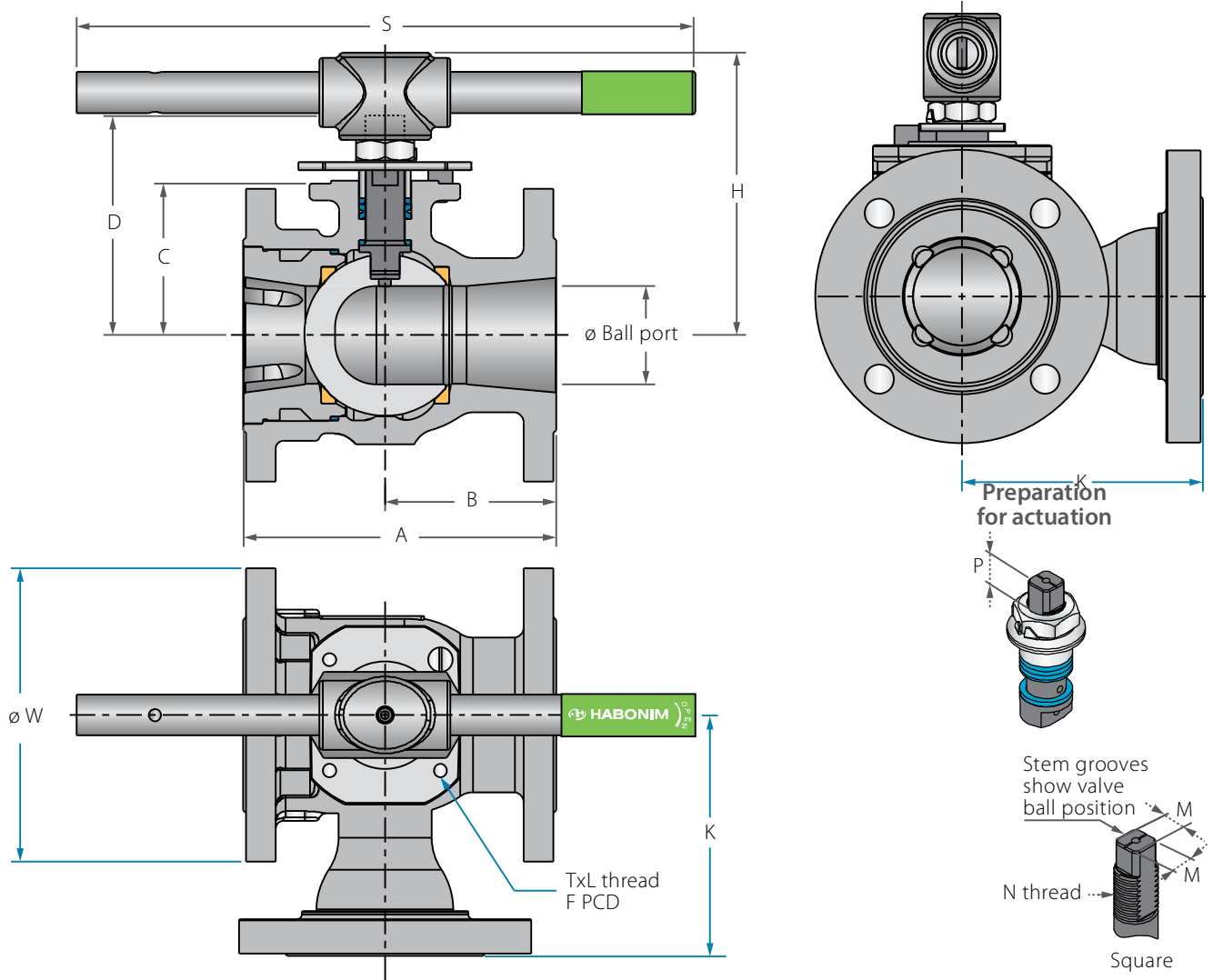
Item	Description	Material specification	Qty.
1	Body	Acc. Ordering Code	1
2	Plug	Acc. Ordering Code	1
3	Ball	Acc. Ordering Code	1
4	Stem	Acc. Ordering Code	1
5*	Seat	Acc. Ordering Code	2
6*	Body seal	PTFE	1
6A	Outer seal	Acc. Ordering Code	1
7*	Stem thrust seal	PEEK, CF PEEK, PCTFE (KEL-F)	1
7a	Anti-abrasion ring	PEEK, CF PEEK, PCTFE (KEL-F)	1
8	Stop pin	S. Steel	1
9*	Stem seal	CF PTFE, TFM	1
10	Follower	S. Steel	1

Item	Description	Material specification	Qty.
11	Disc spring	S. Steel	2
12	Stem nut	S. Steel	1
13	Locking clip	S. Steel	1
14	Handle	S. Steel	1
15	Serrated washer	S. Steel	1
16	Handle nut	S. Steel	1
17	Sleeve	PVC	1
20	Anti-static spring	S. Steel	1
21	Anti-static plunger	S. Steel	1
23	Tag (not shown)	S. Steel	1

* Repair kit components

Side Entry Floating Ball Flanged

Valve dimensions

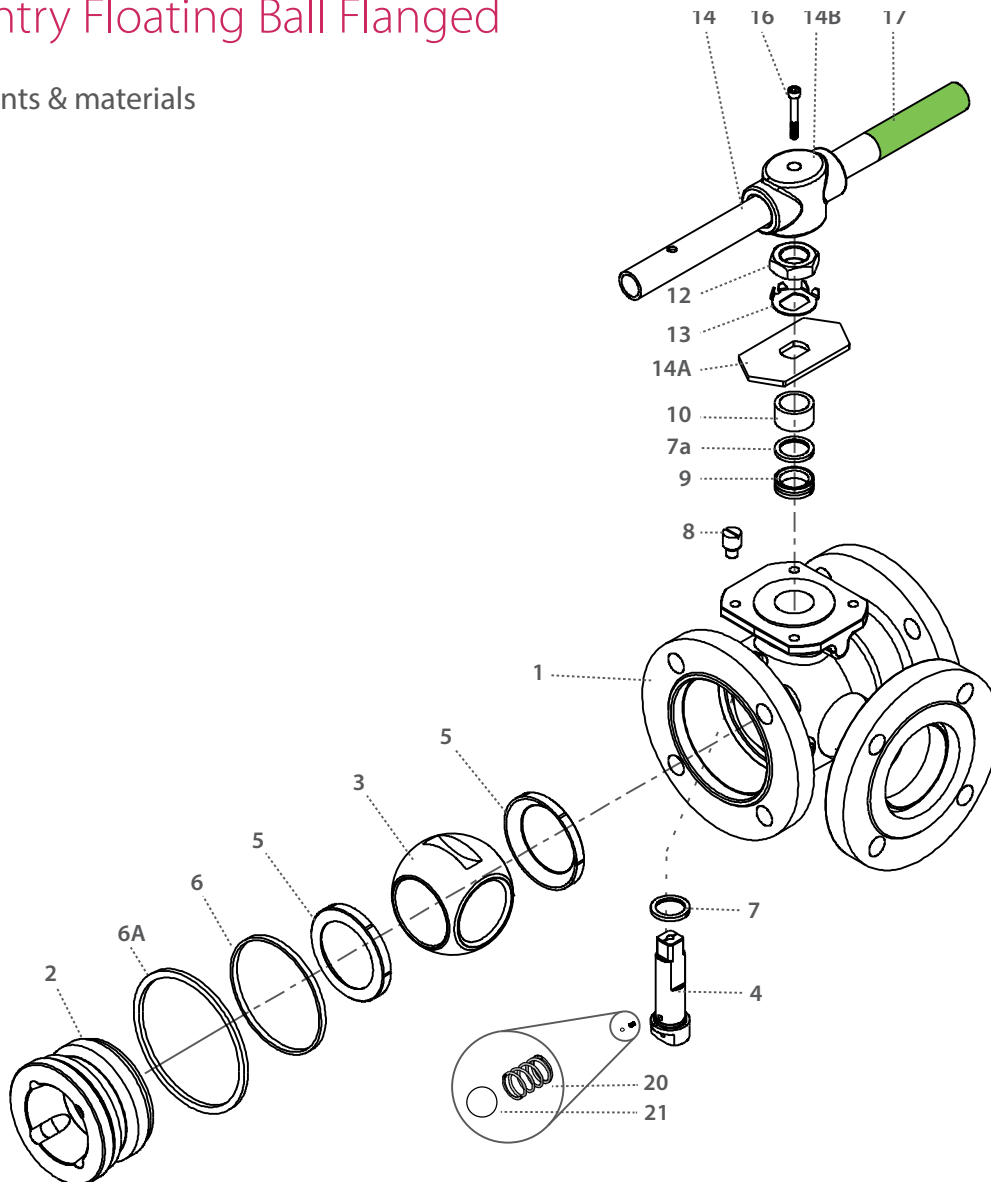


Std. port	Unit	Ball port1	Ball port2	A		B	C	D	H	K	S	W		M	M-DD	N	P	F	TxL	Weight kg/lb		Kv
				150	300							150	300							150	300	
DN80	mm	63.50	50.00	203.00	284.00	92.00	98.40	145.00	185.10	153.00	400.00	190.50	209.55	18.90	15.90	1"-14 UNS-2A	16.70 (F10)	102.00	M10x20	18.00	22.70	129
3"	inch	2.50	1.97	8.00	11.18	3.62	3.88	5.72	7.28	6.02	15.75	7.50	8.25	0.74	0.63		0.66	4.02		40.00	50.40	150
DN100	mm	82.60	63.00	229.00	305.00	102.00	114.10	161.00	201.00	185.00	610.00	228.60	254.00	18.90	15.90	1"-14 UNS-2A	16.70 (F10)	102.00	M10x20	28.20	36.30	182
4"	inch	3.25	2.48	9.00	12.00	4.00	4.49	6.34	7.91	7.28	24.01	9.00	10.00	0.74	0.63		0.66	4.02		62.80	80.60	211
DN150	mm	111.10	78.00	267.00	403.20	108.00	157.40	226.00	285.90	250.00	916.00	279.40	317.50	28.45	23.75	1½"-12 UNF-2A	26.20 (F12)	125.00	M12x20	41.00	69.00	437
6"	inch	4.38	3.07	10.50	15.88	4.25	6.20	8.91	11.25	9.84	36.08	11.00	12.50	1.12	0.94		1.03	4.92		91.00	153.00	507
DN200	mm	144.40	98.00	292.00	419.00	163.50	185.20	254.00	313.60	300.00	916.00	342.90	381.00	28.45	23.75	1½"-12 UNF-2A	26.20 (F12)	125.00	M12x20	82.00	105.00	698
8"	inch	5.68	3.86	11.50	16.50	5.37	7.30	10.00	12.34	11.81	36.08	13.50	15.00	1.12	0.94		1.03	4.92		182.00	233.00	810



Side Entry Floating Ball Flanged

Components & materials



Item	Description	Material specification	Qty.
1	Body	Acc. Ordering Code	1
2	Plug	Acc. Ordering Code	1
3	Ball	Acc. Ordering Code	1
4	Stem	Acc. Ordering Code	1
5*	Seat	Acc. Ordering Code	2
6*	Body seal	PTFE	1
6A	Outer seal	Acc. Ordering Code	
7*	Stem thrust seal	PEEK, CF PEEK, PCTFE (KEL-F)	1
7a	Anti-abrasion ring	PEEK, CF PEEK, PCTFE (KEL-F)	1
8	Stop pin	S. Steel	1
9*	Stem seal	CF PTFE, TFM	1
10	Follower	S. Steel	1

Item	Description	Material specification	Qty.
11	Disc spring	S. Steel	2
12	Stem nut	S. Steel	1
13	Tab lock washer	S. Steel	1
14	Handle	S. Steel	1
14A	Stop plate	S. Steel	1
14B	Wrench head	S. Steel	1
16	Wrench bolt	S. Steel	1
17	Sleeve	PVC	1
20	Anti-static spring	S. Steel	2
21	Anti-static plunger	S. Steel	2
23	Tag (not shown)	S. Steel	1

* Repair kit components